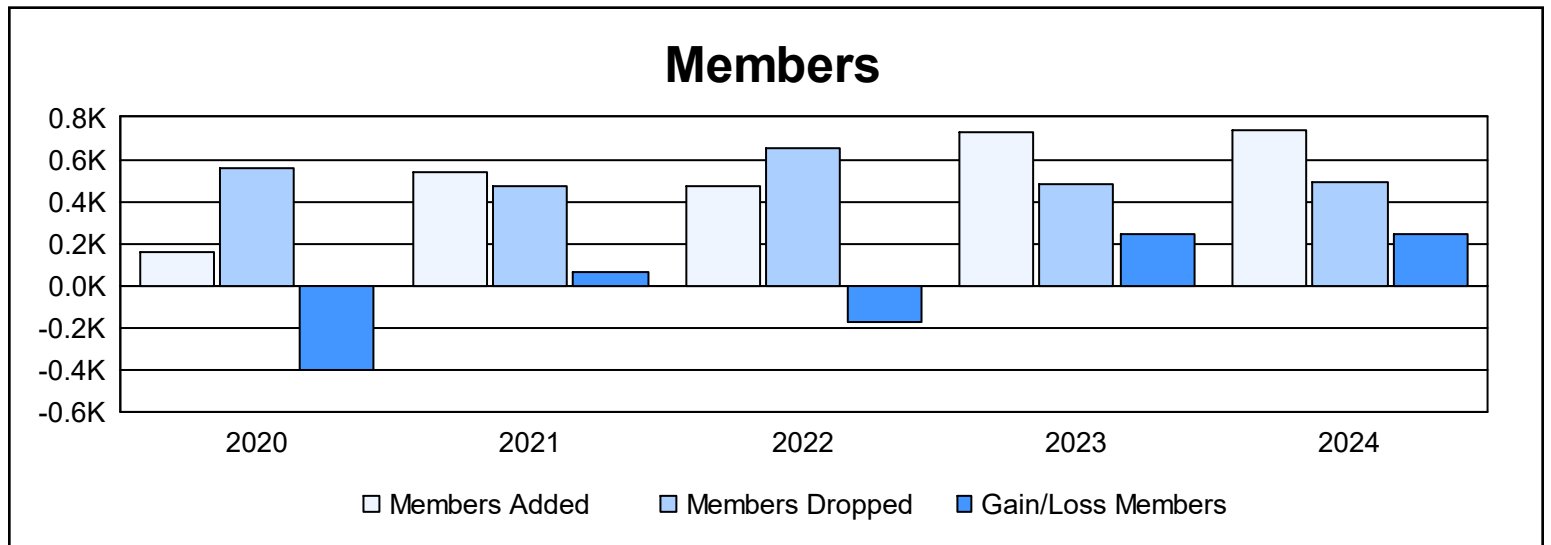
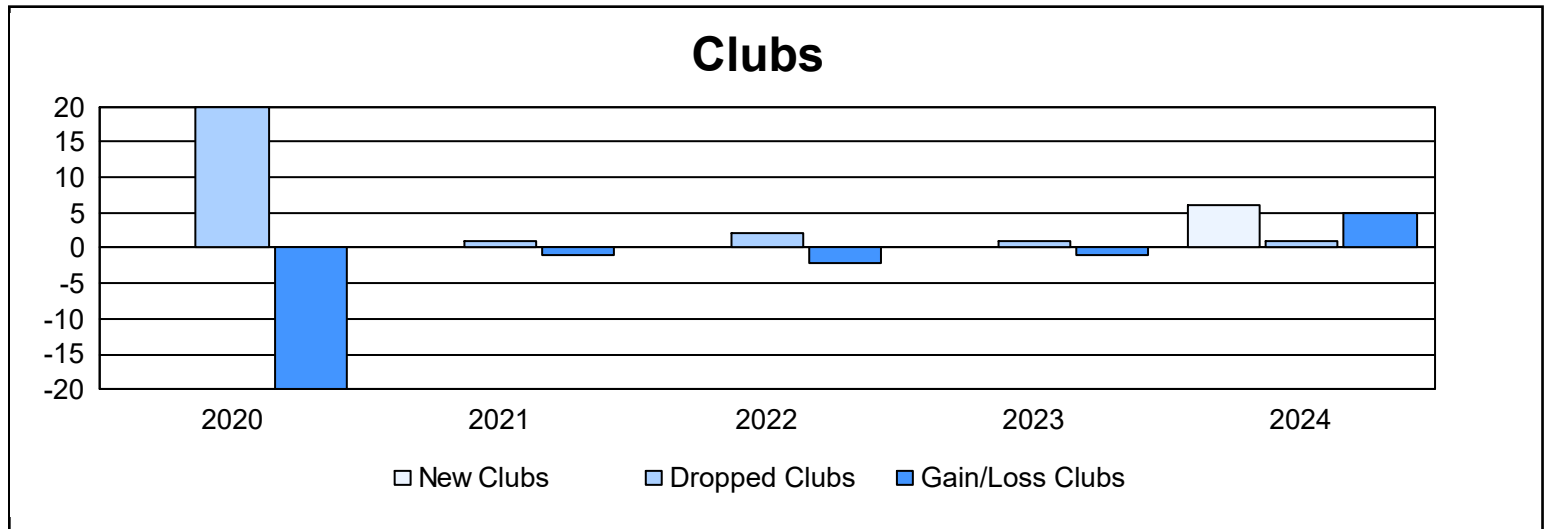
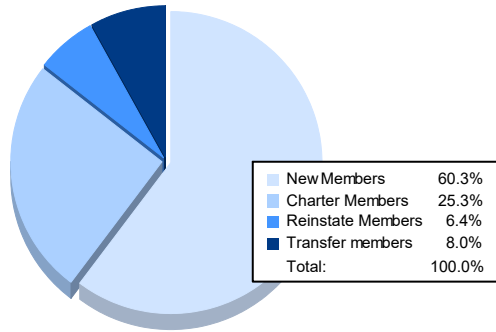


Year	New Clubs	Dropped Clubs	Gain/ Loss Clubs	New Members	Charter Members	Reinstate Members	Transfer Members	Total Member Added	Total Members Dropped	Gain/ Loss Members
2019-2020	0	20	-20	3	56	77	24	160	561	-401
2020-2021	0	1	-1	347	56	115	22	540	472	68
2021-2022	0	2	-2	315	59	53	47	474	648	-174
2022-2023	0	1	-1	579	44	46	64	733	486	247
2023-2024	6	1	5	445	187	47	59	738	491	247
<b>Average</b>	<b>1</b>	<b>5</b>	<b>-4</b>	<b>338</b>	<b>80</b>	<b>68</b>	<b>43</b>	<b>529</b>	<b>532</b>	<b>-3</b>



### Membership Composition June 2024 Cumulative



### Gender Composition June 2024 Cumulative

